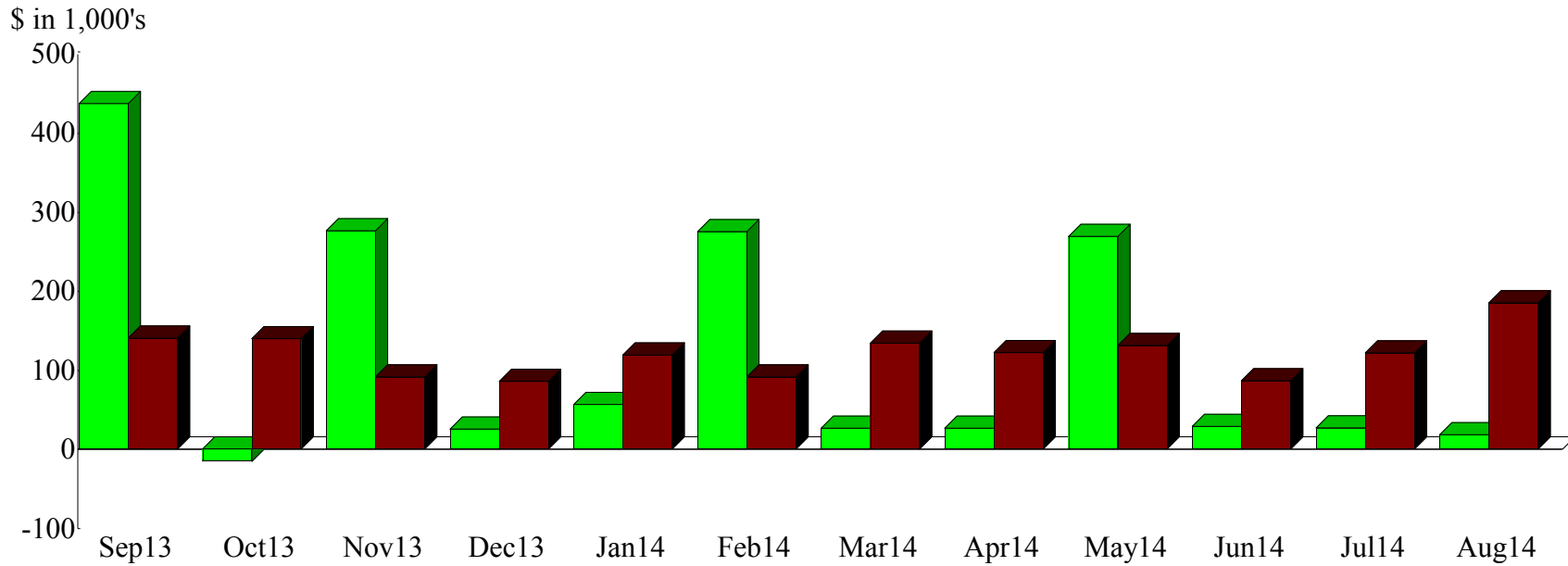
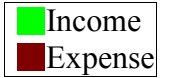
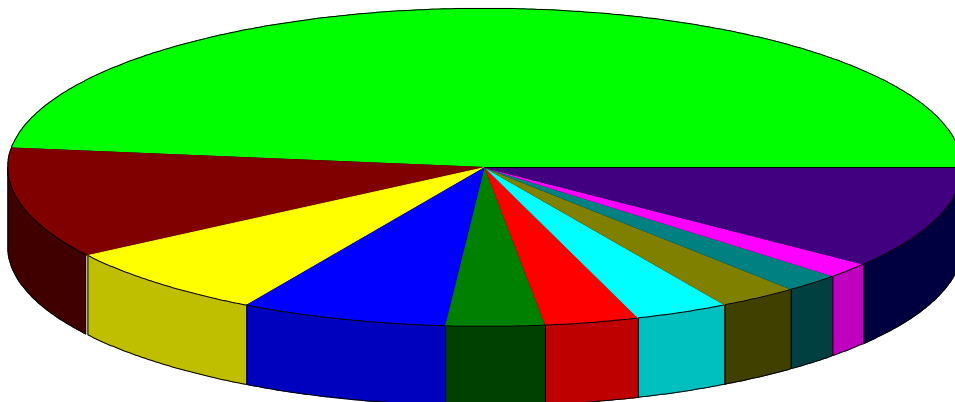


Income and Expense by Month  
September 2013 through August 2014



Expense Summary  
September 2013 through August 2014



6199.0 · SALARIES AND WAGES	48.21%
6084.92 · GENERAL MANAGEMENT	11.32
6203.0 · TAXES & BENEFITS	7.43
6150.0 · INSURANCE - GROUP	7.16
6160.0 · LEGAL SERVICES	3.42
6089.0 · AQUIFER SCIENCE	3.32
6301.0 · Depreciation Expense	3.22
6066.0 · Directors Compensation	2.75
6170.0 · PROFESSIONAL SERVICES	2.01
6081.0 · REGULATORY COMPLIANCE	1.67
Other	9.49
<b>Total</b>	<b>\$1,444,667.93</b>

By Account