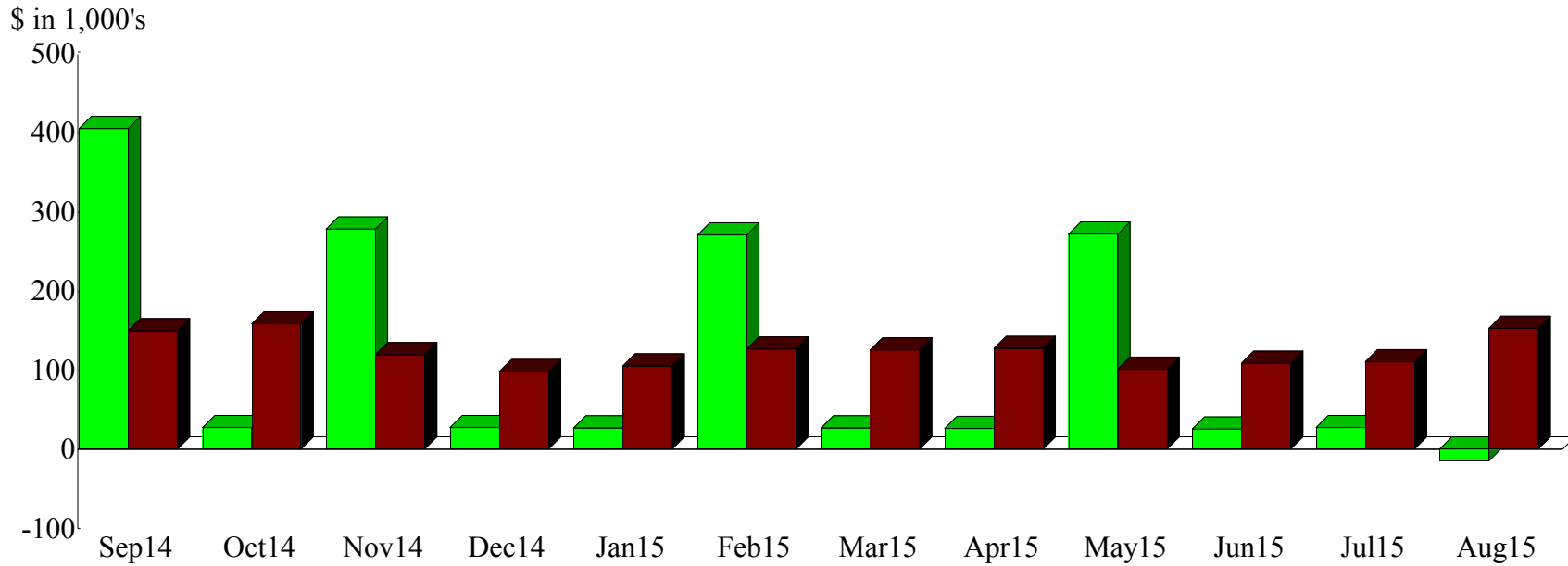
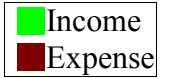
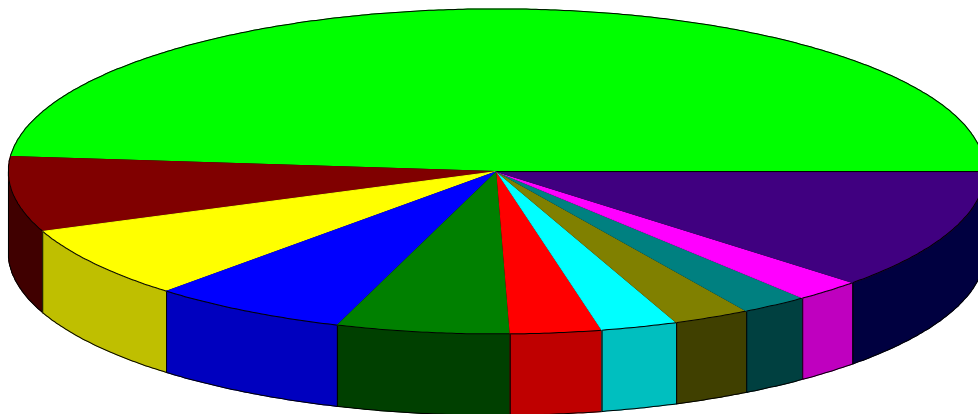


Income and Expense by Month
September 2014 through August 2015



Expense Summary
September 2014 through August 2015



6199.0 · SALARIES AND WAGES	48.68%
6203.0 · TAXES & BENEFITS	7.62
6150.0 · INSURANCE - GROUP	7.29
6084.92 · GENERAL MANAGEMENT	6.66
6160.0 · LEGAL SERVICES	5.81
6170.0 · PROFESSIONAL SERVICES	3.04
6179.0 · LEGISLATION	2.70
6066.0 · Directors Compensation	2.67
6089.0 · AQUIFER SCIENCE	2.37
6301.0 · Depreciation Expense	2.23
Other	10.93
Total	\$1,480,907.76

By Account